

# Employment and Doctoral Experience of Humanities PhD Alumni of the University of California

Pamela H. Brown, Vice President

Tongshan Chang, Director

Institutional Research and Academic Planning at UCOP



# Topics to cover

- PhD career pathways survey administration, including response rates
- Key findings for Humanities PhD alumni employment and UC experience
- A demonstration of UC Information Center employment and doctoral experience of PhD recipients dashboard



# PhD career pathways alumni survey administrations

	2017 Survey	2018 Survey
Survey launch and close dates	Oct. 20, 2017 - Dec. 8, 2017	Nov. 14, 2018 - Mar. 12, 2019
Exit cohort	<ul style="list-style-type: none"><li>• 2001-02</li><li>• 2008-09</li><li>• 2013-14</li></ul>	<ul style="list-style-type: none"><li>• 2002-03</li><li>• 2009-10</li><li>• 2014-15</li></ul>
Invited participants:	All PhD recipients with valid emails	All PhD recipients with valid emails

Note: This study includes PhD recipients who received their degrees between July 1 of the exit cohort year and June 30 of the following year.



# PhD career pathways alumni survey response rates

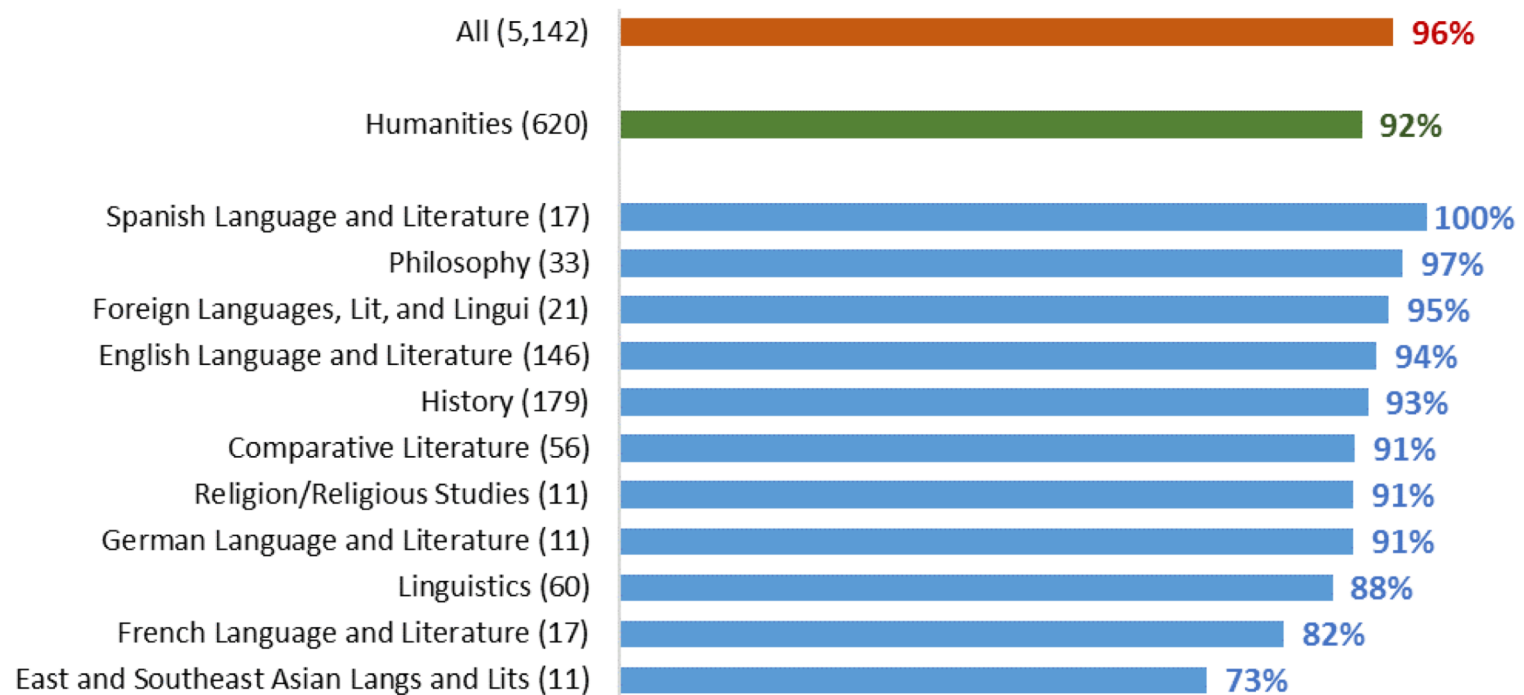
- Overall response rate was 40%, representing 26% of all PhD alumni
- Response rate for Humanities alumni was 46%, representing 29% of all Humanities alumni
- Where possible, we provide findings by major; the 5 fields with most respondents include
  - History: 179
  - English: 146
  - Linguistics: 60
  - Comparative Literature: 56
  - Philosophy: 33

	PhD Recipients (A)	Invites (B)	Respondents (C)	Response Rate (C/B)	Respondents as % of PhD Recipients (C/A)
<b>All</b>	<b>20,498</b>	<b>13,405</b>	<b>5,354</b>	<b>40%</b>	<b>26%</b>
Campus					
UCB	5,007	3,186	1,399	44%	28%
UCD	2,671	2,191	748	34%	28%
UCI	1,902	1,184	388	33%	20%
UCLA	4,060	2,917	1,162	40%	29%
UCM	87	45	21	47%	24%
UCR	1,156	516	194	38%	17%
UCSD	2,326	1,224	707	58%	30%
UCSF	710	534	215	40%	30%
UCSB	1,772	1,228	337	27%	19%
UCSC	807	380	183	48%	23%
Exit Cohort					
2001	2,620	973	418	43%	16%
2002	2,713	1,426	648	45%	24%
2008	3,644	2,307	746	32%	20%
2009	3,610	2,582	1,114	43%	31%
2013	4,015	2,969	1,105	37%	28%
2014	3,896	3,148	1,323	42%	34%
Discipline					
Arts/Int/O	938	634	317	50%	34%
Eng/CS	4,587	3,039	973	32%	21%
HSci/Prof F	1,772	1,213	599	49%	34%
<b>Humanities</b>	<b>2,208</b>	<b>1,371</b>	<b>637</b>	<b>46%</b>	<b>29%</b>
Sciences	7,856	5,021	1,932	38%	25%
Social Sci	3,137	2,127	896	42%	29%



# Survey responses regarding employment rates

- Almost all Humanities PhD alumni (92%) reported being employed, compared to 96% for all alumni respondents
- For Humanities fields with more than 10 respondents, most had employment rates over 90%



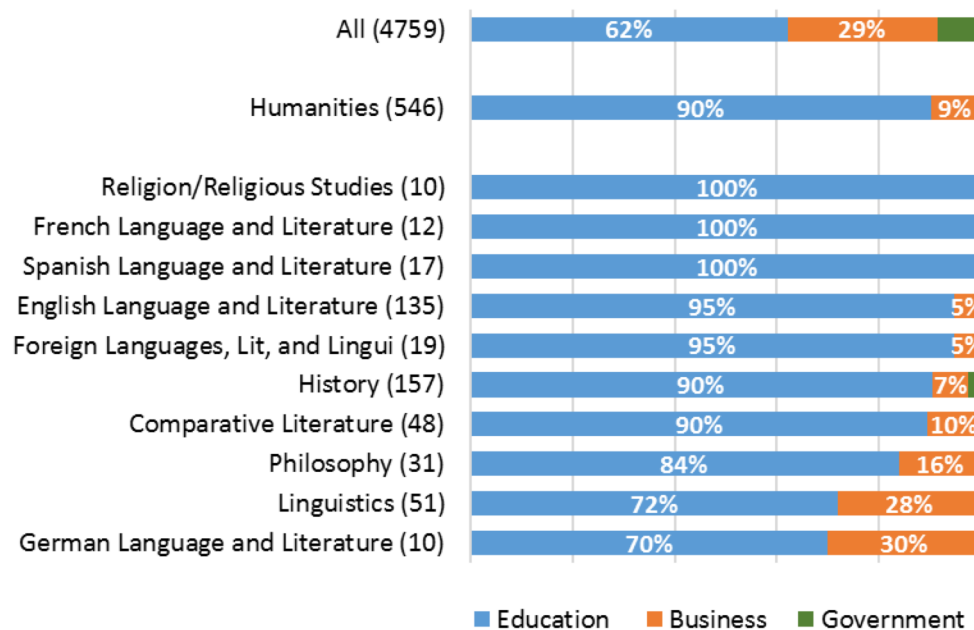
Note: The number in the parentheses is the number of respondents to this particular survey questions. Only those Humanities fields with more than 10 respondents are included in the graph.



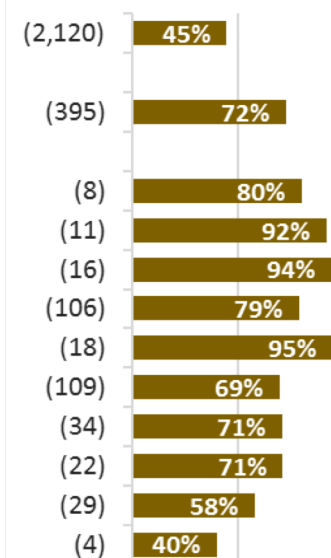
# Survey responses regarding employment fields

- Ninety percent of Humanities PhD alumni reported working in education, compared to 62% for all alumni respondents
- Humanities alumni with a PhD in Linguistics, Philosophy, and German Language and Literature had higher proportions working in the business sector
- Three quarters of Humanities alumni (72%) held a faculty position, compared to 45% for all alumni respondents

Employment fields by Humanities field

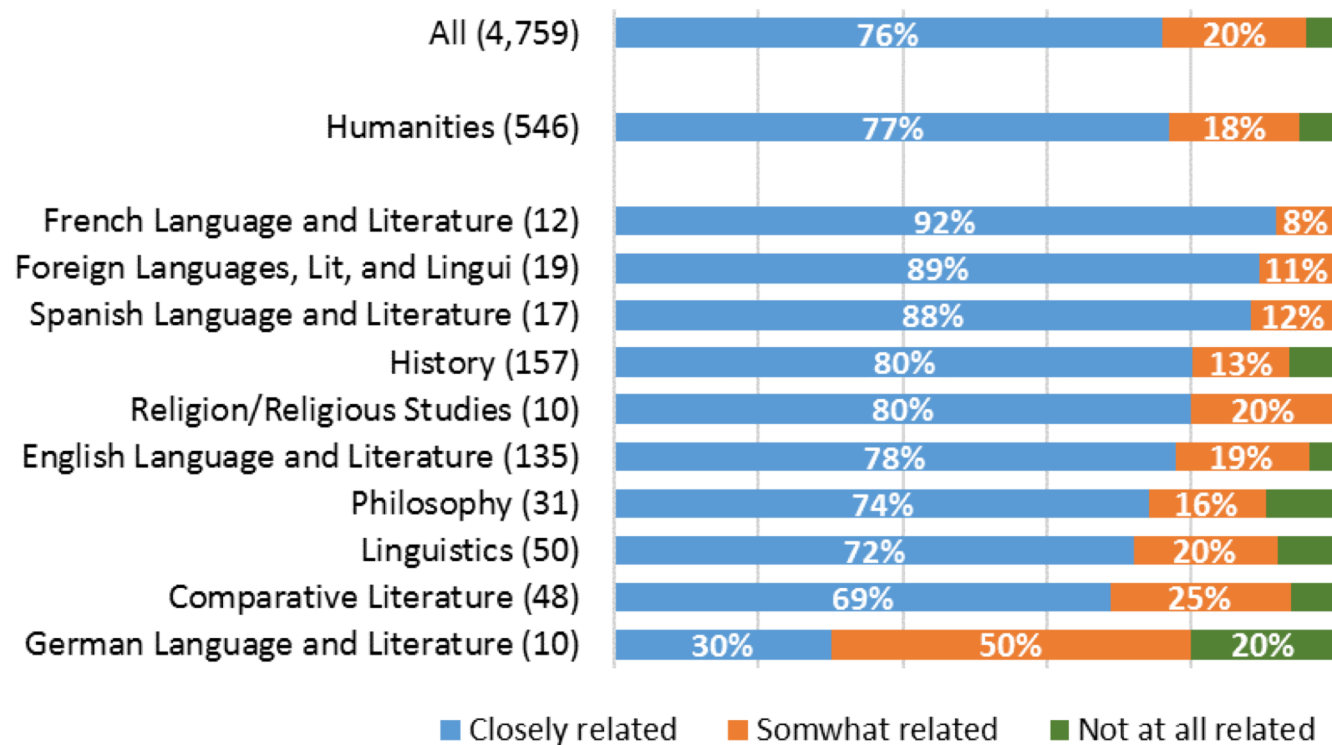


% of PhD alumni holding a faculty position



# Survey responses on employment and degree fields

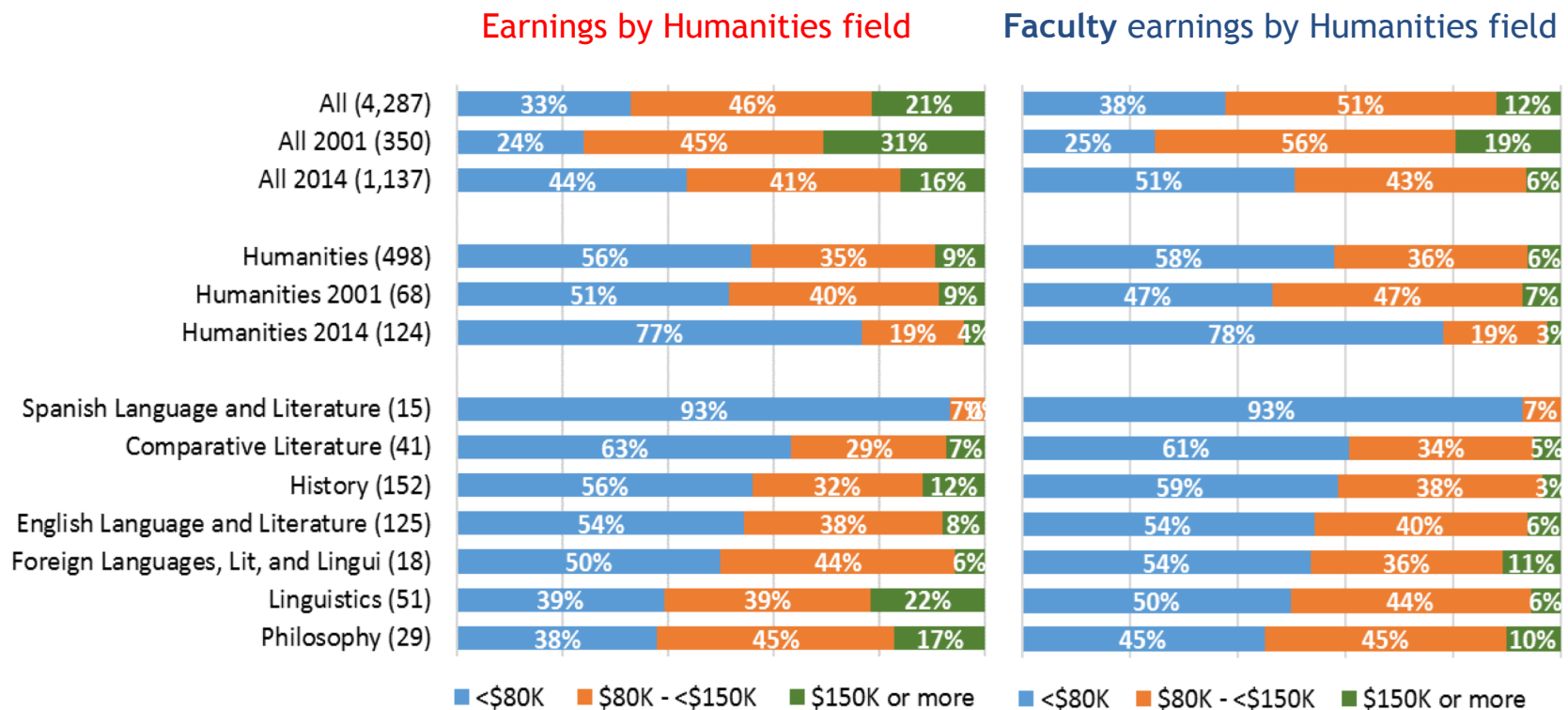
- On average, Humanities PhD alumni (77%) were as likely as all alumni respondents (76%) to work in a field closely related to their degree field
- Humanities PhD alumni in Linguistics, Comparative Literature, Philosophy, and German Language and Literature were less likely to work in a field closely related to their degree





# Survey responses regarding earnings

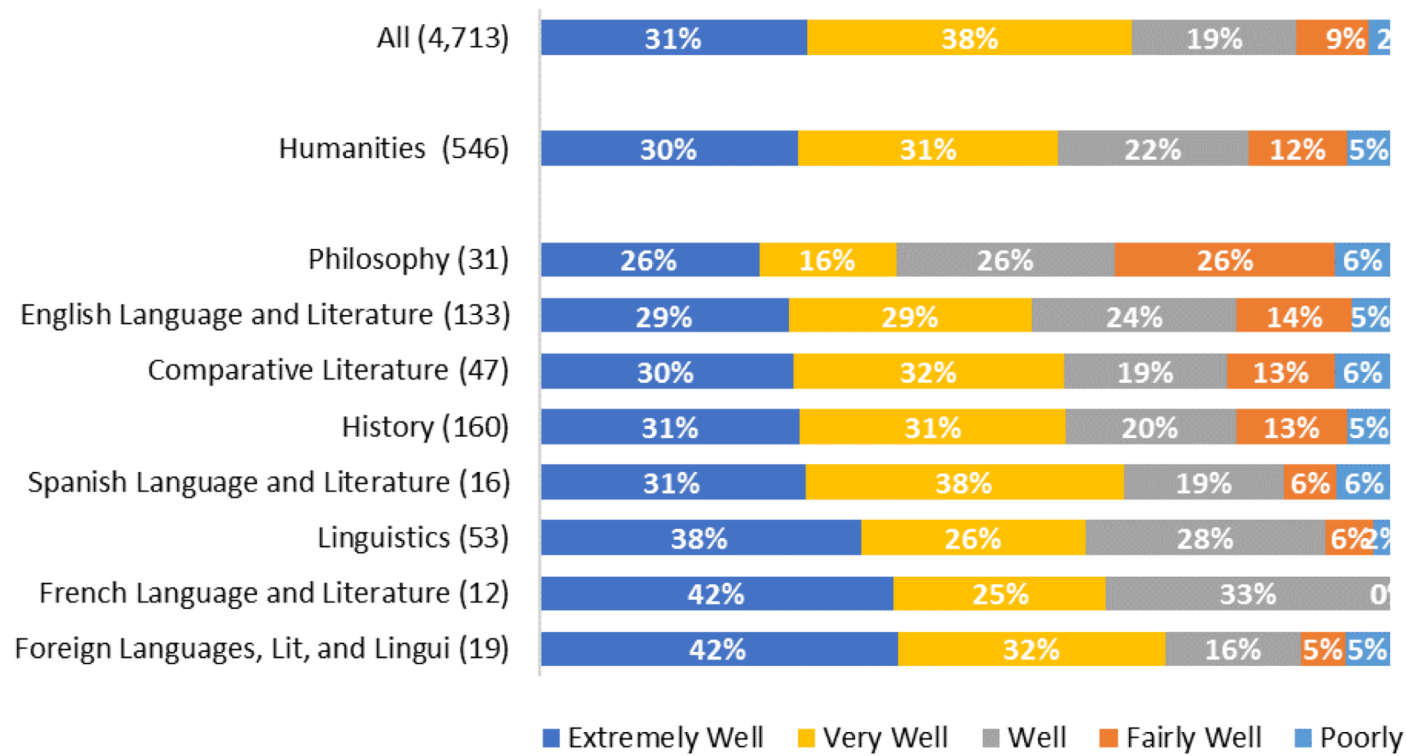
- On average, Humanities PhD alumni earn less than alumni across all fields, with 56% reporting earning less than \$80K, compared to 33% for all alumni
- Earnings of Humanities alumni vary across fields with Linguistics and Philosophy alumni reporting higher earnings
- More than half (58%) of Humanities PhD alumni reporting holding a faculty position earn less than \$80K, compared to 38% for all alumni





# Survey responses on PhD preparation for the primary job

- 30% of Humanities PhD alumni said that their PhD prepared them “extremely well” for their primary job, compared to 31% for all PhD alumni
- Humanities alumni with a PhD in Linguistics, French Language and Literature, and Foreign Languages, Literature, and Linguistics had higher percentages reporting their program prepared them “extremely well”

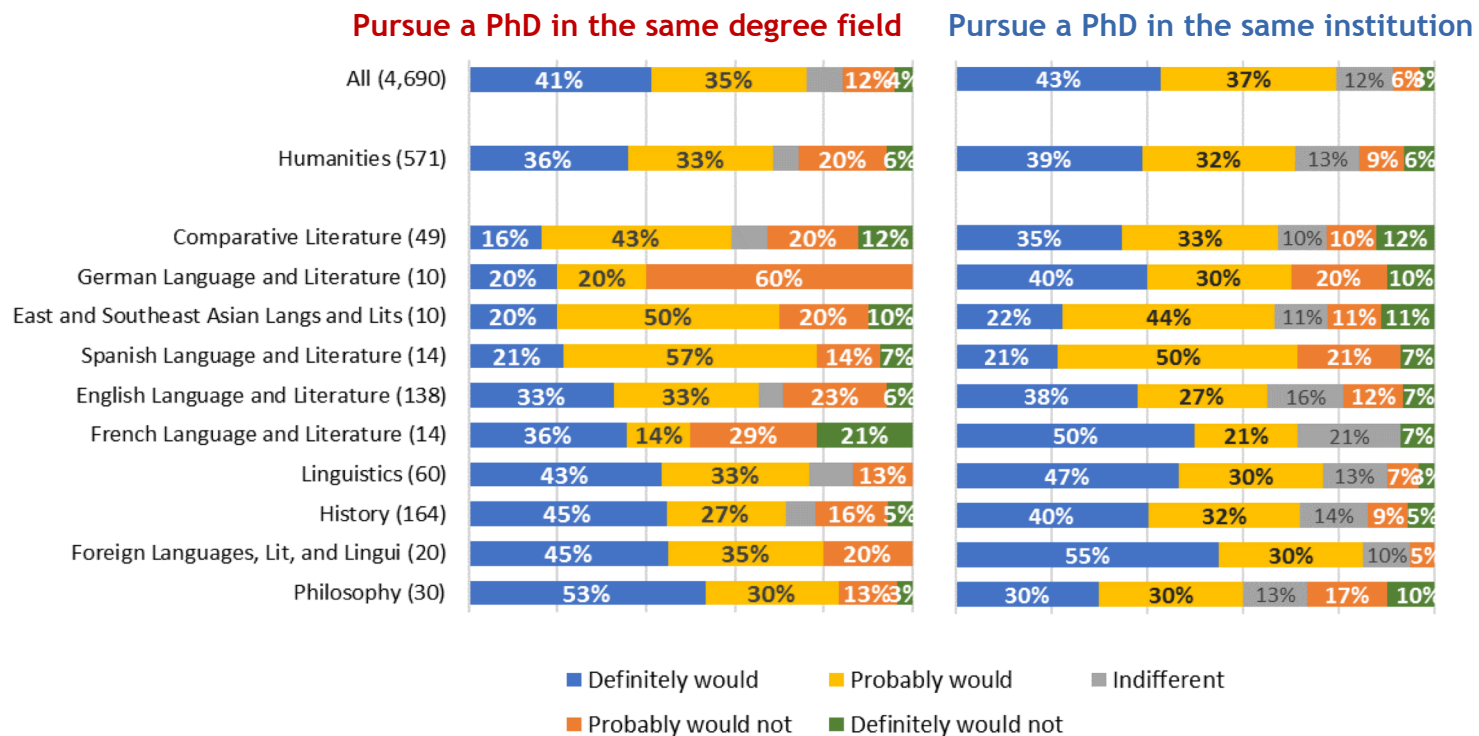


# No significant difference in graduate program preparation between Humanities and all faculty based on following skills and knowledge ratings of “good” or “excellent”

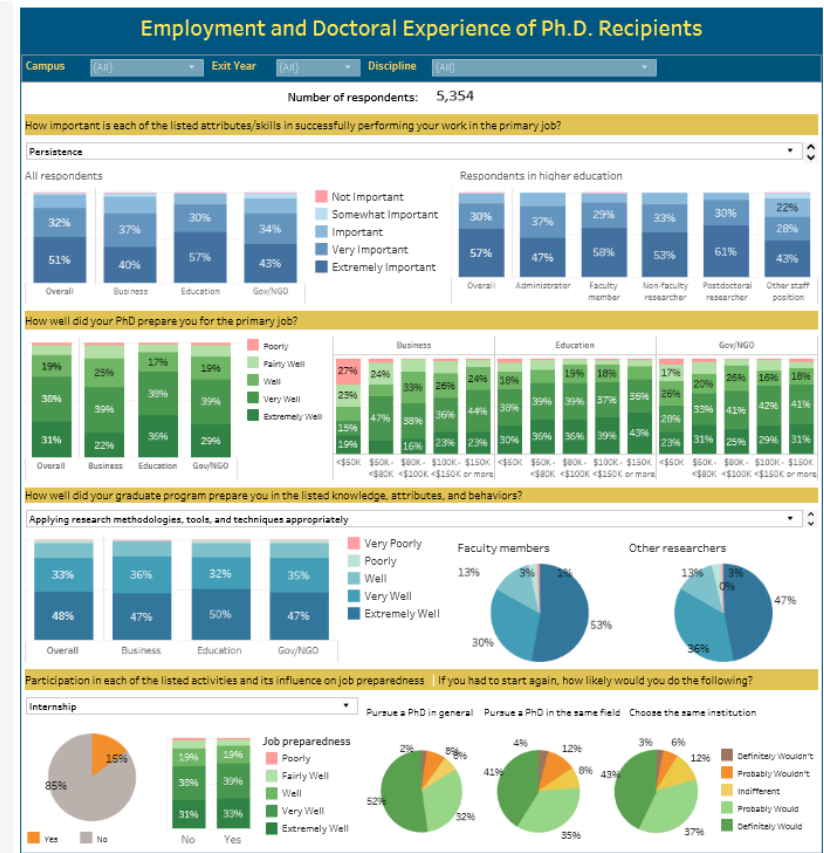
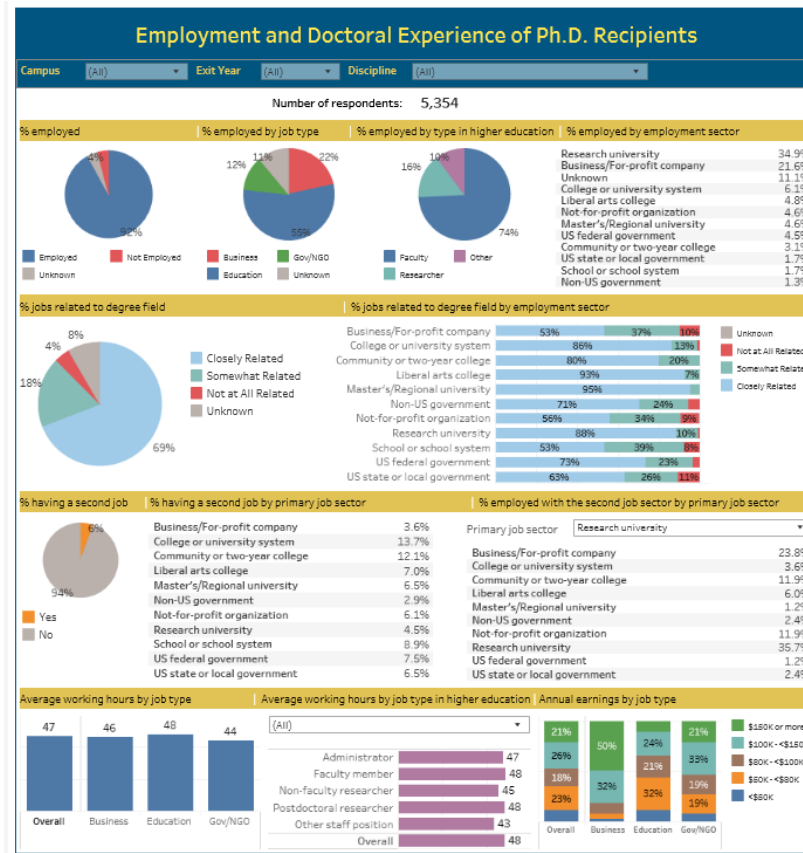


# Survey responses on likelihood of pursuing a PhD in the same field or at the same institution

- 36% of Humanities alumni said they “definitely” or “probably” would pursue a PhD in the same field, compared to 41% for all alumni, with higher percentages for History (45%), Foreign Languages (45%), and Philosophy (53%)
- 39% of Humanities alumni said they “definitely” or “probably” would pursue a PhD at the same institution, compared to 43% overall, with higher percentages for Linguistics (47%), French Language (50%) and Foreign Language (55%)



# UC Information Center employment and doctoral experience dashboard



<https://www.universityofcalifornia.edu/infocenter/employment-and-doctoral-experience-phd-recipients>

